

# EMS PRESS

*Estell Manor School NewsPaper Club*

# Estell Manor



# Wildcats

# NewsPaper Club Members

-Madison Smith-Editor

-Natalie Hughes-Assistance Editor

-Natalie Graff

-Lanie Giovanazzi

-Kara Horton

-Joshua Brekenridge

-Gaige Ross

-Anna Eisele

-Renata Burmudez

-Charlotte Kelly

# *The Story of the Three Kids in Massachusetts*

By Charlotte Kelly

Once upon a time, there were 3 kids. Their names were Anthony, Landon and Olivia. Anthony was 7 years old, Landon was 9 years old, and Olivia was 15 years old. They lived in a mansion in a hidden part of Springfield, Massachusetts. Their parents were photographers, traveled all around the world, and made lots of money. Their parents were also currently on a two week trip to San Diego, California.

They were home alone and had nothing to do. They were sitting on the couch watching TV when suddenly there was a loud bang.

"What was that?" asked Anthony. "I don't know," said Olivia. The three of them got up and started towards the pantry, where the loud noise came from. The door was shut just like it always was. Anthony tugged on it. "It's not opening," he said. Olivia tried to open it but had no luck either. "We'll come back later and see if we can open it," said Olivia. The three of them decided to go upstairs and play in the game room. They were playing Bingo when they heard a dog barking in the room next to them, which was Anthony's room. The only animals they had were a hamster and five fish, not a dog though. They walked out of the game room, and Anthony tried to open the door to his room. "It's not opening! The door is locked forever! But I need my kitty-kitty and my woof-woof!" said Anthony. "You can get them later, for now let's go into the living room and do a puzzle," said Olivia. They walked downstairs and started the puzzle. About 5 minutes later, there was a loud thump in the kitchen. "What now?!" said Olivia as she walked towards the kitchen and Anthony and Landon followed her. "What was it? There are no doors in the kitchen. Only cabinets," said Landon. The three of them tried opening all the cabinets. None of them were locked. Olivia looked at her watch. It was 12:00pm. "Let's have some lunch. How about some leftover sushi?" asked Olivia. The two boys nodded their heads as Olivia tried to open the fridge. "It's not opening," she said. Both the boys tried and they couldn't get it either. "What are we going to do? We can't survive 2 weeks without food!" said Landon. "I'm gonna go call mom," said Olivia. She walked out of the kitchen, grabbed her phone off the table, and dialed her number. The phone rang twice before she answered. "Hi honey, how are you guys doing?" asked her mom. "Well, it's been alright. But

I wanted to fill you in on what's going on." said Olivia. "Okay honey!" said her mom, happily. "Well first we heard a loud bang in the pantry, so we tried to open it, but it was locked. Then, we were playing Bingo in the game room and we heard a dog barking in Anthony's room so we got up and tried to open the door, but that was locked too. Next, we were in the living room working on a puzzle when there was a loud thump in the kitchen. We tried opening all the cabinets since there are no doors in the kitchen, but none of them were locked. Then when we tried to open the fridge to get our leftover sushi, the fridge was locked. So now Anthony and Landon are having a tantrum about how we will die if we can't eat till you get home."

explained Olivia. "Oh my gosh, honey! Let me talk to your dad for one second." she said. About a minute and a half later her mom got back on the phone. "I talked to your dad and Aunt Kara is about 30 minutes away. She can stop by after work to see what's going on. Are you guys able to wait another hour?" asked their mom. "Yes. I think we definitely can." said Olivia. "Okay honey, I gotta go. Love you!" said her mom as she hung up the phone. "Boys!" yelled Olivia. They ran into the room. "Mom said Aunt Kara will stop by in about an hour. How bout' a nap for you two?" said Olivia.

Landon, you can go lay down in your room, and Anthony, you can go lay down in the guest bedroom. The boys both went upstairs. Olivia sat on the couch and turned on the news. She looked at her phone, but something caught her eye. There was a picture of a ghost on the news as the news reporters explained that many people have reported to the news that their house has been haunted by ghosts. It said that there had been unpredicted noises throughout their houses. Olivia was confused.

"Boys, come down here! Now!" she yelled. The boys came rushing into the room. "What?" they said nervously. "Watch the TV." Olivia said as she was rewinding the TV. Suddenly, there was a deafening bomb-like sound. The three kids huddled together and screamed. The door started rattling.

Finally, it burst open and their Aunt Kara was there! "Are you guys okay?" asked their aunt. They all ran up and hugged her. "Yes, Yes. we're okay."

said Olivia

THE END



## Halloween

When fall season comes around, so does Halloween! Each class in Estell Manor School held their annual Halloween Class Party. At 1:30, we held the Annual Halloween Parade. At the parade, we saw a lot of unique costumes! From each party, everyone's costumes looked fantastic, and the food looked delicious! Our newspaper club members captured some pictures of the parties. Take a look at these fun pictures!

-Madison Smith, Natalie Hughes

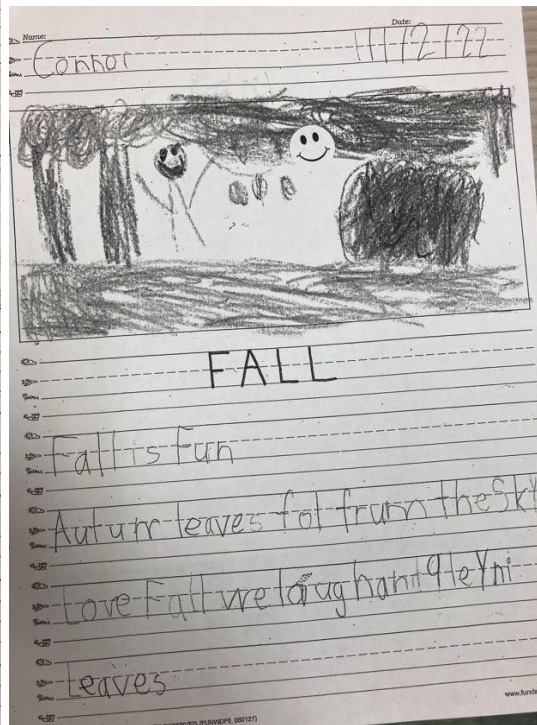
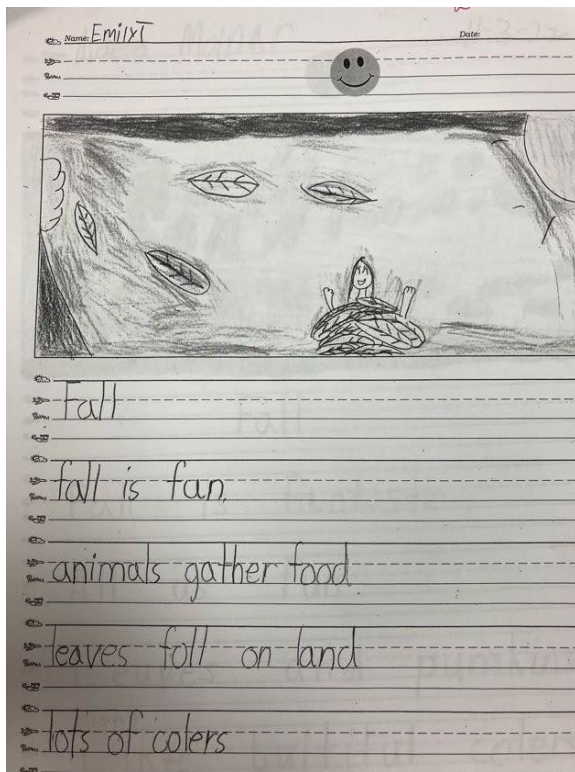
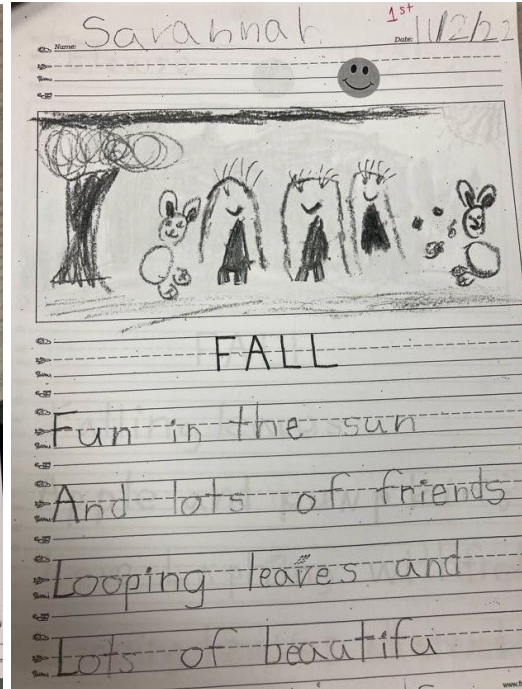
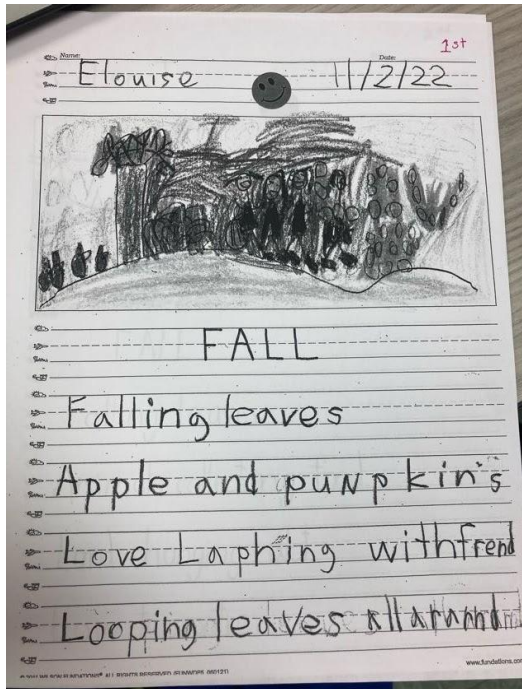


# **First and Second Grade Fall Poems**

No one loves fall more than first and second grade! We know this by how wonderful their fall papers are. The students took some time to write some great words about fall. The students from first and second grade also decided to draw beautiful pictures for fall. Each picture is so unique, and The Newspaper Club loves the poems that were written below. Please read these wonderful papers made by some of the first and second graders.


**-Natalie Hughes**







2nd  
Name: Aiden Mannar Date: 11-3-22




Fall

Fall is fantastic  
All as fun  
Leaves and pumkins so  
Like beautiful colors

Awesome Job!

2nd  
Name: Hoiley D. Date: 11/3/22




FALL

Fantastic fall is very fun,  
Althoh summer is all done.  
Leavs are falling without a so  
Lots of animals all around.

Awesome Job!

2nd  
Name: Layla Date: 11-3-22




FALL

Fall is fun and happy  
apple piking is so much fun  
Leaves are fun to jump  
Love to play in the leaves  
with jaxon.

Awesome Job!

2nd  
Name: Colton J. Date:



FALL

Falling leaves.  
Animals collecting food.  
Land changing alot.  
Low temputre.

## Locomotive of the year WF&P 928

2022 is coming to a close and I have picked the best locomotive of 2022 and I chose The Wabash Frisco & Pacific #928. It is a 12 inch scale oil burning 4-8-2 mountain type. The engine had its frame built in the late 80s by a late WF&P member Fred Kiesel. He sold the frame and blueprints to the WF&P. The engine was completed in 2006. The engine is the largest and most powerful, having pulled all their cars at once. This engine cements itself in my head as the best locomotive of 2022.



-Joshua Breckenridge



# **Veteran's Day**



**On November 9, 2022 Estell Manor School Celebrated Veterans Day. We had Speeches from our very own Mr. Smith and Mr. Roxas. Mrs. Schoenborn also read a Poem and Sang us the Star Spangled Banner. Even some Poems from our very own students who include Madison Smith, Athena Bradley, Lindsay Mimler, and Tyler Myronowsky. The choir performed the United States Armed Forces Medley song, and God Bless America. We are all so proud of everyone who performed in this event. We hope to have more people come and join us in this event for years to come.**

**– Lanie Giovinazzi & Natalie Graff**



## Josh's locomotive picks 1/2 East Broad Top Railroad #18

The engine I picked is the East Broad Top Railroad's Number 18. Built in 1920 by the Baldwin Locomotive Works in Philadelphia, Pennsylvania. She was and still is the largest engine on the East Broad Top. The engine hauled coal trains for a long time. The engine was taken out of service in the late 1990s. Some say that the engine was run hard and with limited maintenance meant that boiler work needs to be done on the engine. The engine might not be restored due to her immense size. Nevertheless, I would like to see her run again.



© 1999 Christopher D. Coleman

# Grandparents Day

There is nothing better than seeing your grandparents in school. In honor of Grandparents day, Estell Manor School held their annual Grandparents Day Breakfast! We had many grandparents who came to visit their grandkids, and others who enjoyed a fantastic breakfast in the gymnasium. The food looked delicious! Grandparents' day ended at 10:30. Everyone looked like they had a wonderful time, and we hope to see the same happiness next year!

-Natalie Hughes and Kara Horton



# Teacher Interview

By Charlotte Kelly

Teacher Interviewed: Ms. Dormanen

1. How do you motivate your students?

Bonus Bucks, shout-outs, rewards

2. What is your favorite part of teaching?

Being with kids the whole day, seeing students' faces light up.

3. What is your greatest professional accomplishment?

Worked at the school for 30 years and still love it!

4. What is your favorite subject to teach?

Math and Science

5. What is the biggest challenge your current students face?

Work is more intense, harder, and higher level. New and multiple ways to teach things.

# TEACHER OF THE YEAR

This year at Estell Manor School Mrs. Maria Malkin won the award of teacher of the year. Mrs. Malkin is a determined, compassionate teacher who is dedicated to helping her students at all times. She is always willing to meet up with students in her free time that might need some extra help. She's been teaching at Estell Manor for 11 years now, and hopefully has many more to come. We are so proud and thankful for all Mrs. Malkin has done for our students and staff.

- Lanie Giovinazzi & Natalie Graff


# ***DOOR DECORATING CONTEST***

**Do you see a decorated door? The newspaper club sure does! This year, the Estell Manor School Student Council hosted a Door Decorating Contest. In order to win, you must have a creative and holiday festive door by December 14th. The class of the winning door will receive donuts! If you walked in the school around December 14th, you could see fabulous doors that were so precisely decorated. If you were unable to, we have wonderful pictures of the doors that you can enjoy!**

**-Natalie Hughes**

























THEY CALL ME  
SNOW MISER!

THEY CALL ME  
HEAT MISER

It's Corn

ONLY  
positive  
VIBES

A graphic featuring the text "ONLY positive VIBES" in a stylized font. Below the text are two cartoon characters: Patrick Star on the left and SpongeBob SquarePants on the right, both smiling and holding up their arms. The background is a solid light blue color.[illegible]





Mrs. Jamison's  
3rd and 4th Grade

Math  
and  
Science

Do  
NOT  
ENTER!

of  
Stay  
away!

Do  
not  
Enter







The Gift of  
the Magi

Money can't buy love or happiness

Sacrifice shows love

Love is the most valuable gift

Strength

Dignity

Trust

Happiness

Sympathy

Time

Humor

Appreciation

Comfort

Acceptance

Love

Pleasure

Confidence

Consideration

Respect

Care

Friendship

Grace

Kindness

Honor

Courage

Harmony

Loyalty

Gratitude

Determination

Second Chance

Integrity

Dependability

Graciousness

Support

Faith

Blessing

Compassion

Positivity

Attention

Hope

What You Give This  
Season Does Not  
Have to Cost Money!  
What's in your box??













112 E14 Road,  
North Pole  
Santa's Shop

SANTA'S  
WORK  
SHOP











## Mrs. Kuppel and Mrs. Fatcher

Mrs. Kuppel is a loved, valued, and favored teacher.

Unfortunately, we had to say our goodbyes to her this year. She has played significant roles in the career fair and the health fair. She also asks high schools to present to the upper graders to get them familiar with what they would like. Mrs. Kuppel was also the English Language Arts teacher for Mrs. Schoenborn.

“Thank you for everything that you've done. I don't know how I will get through without you.” - Renata Bermudez “I'm so sad she's leaving. OMG” - Mrs. Schoenborn

In December we sadly had to say goodbye to one of the teachers that have been working longest at this wonderful school. She will leave this December and will not be returning in January. Mrs. Fatcher taught second grade for a long time, then transferred to Kindergarten. Mrs. Fatcher has seen our school grow tremendously; it is heartbreaking to see her go. Everybody from the newspaper club to everyone in this school would like to thank her for everything.

“I remember having so much fun when I was little!” -Anonymous  
“Happy retirement” -Anna Eisele

We thank Mrs. Kuppel and Mrs. Fatcher. Farwell and good luck!

-Anna Eisele

## Two Points of View

It was a monday and I was walking through the woods. Suddenly my dog Rocco started barking. I thought it was just a squirrel, but then I realized that he normally chases after them. I stopped walking and looked around. I didn't see anything. I knew that people in horror movies normally just think it is nothing but I knew better. I listened as close as I could to the woods. I heard the leaves rustling in the wind, little animals making their noises, a woodpecker on a nearby tree. There, there it was, a different noise. It sounded like a normal bear growling but different. It was almost like it was everywhere. Suddenly I felt a huge hand wrap around me. Then, a giant purple platypus bear plopped me in his kangaroo pouch. He started to walk away, but then I screamed for my dog. The purple platypus bear stopped and turned around, facing my dog, Rocco. It bent down and picked Rocco up. Surprisingly, it slowly put him down next to me. Rocco was shaking with fear while he curled up in my lap. The purple platypus bear started walking again. This time he didn't stop, he just kept going. I must have fallen asleep because when I woke up we were in a whole different looking place, almost like a different world.

It was a monday and I was walking through the woods. Suddenly I saw a huge cliff about to tumble down on this little girl and her dog. I started walking over, and her dog started barking at me. Oh no, my stomach started rumbling. I went as quickly as I could, and I picked her up. I didn't have my backpack with

me, so I plopped her in my kangaroo pouch. I started to walk away, but then she started screaming. I then realized that I left her dog. I love dogs. I put her dog in the pouch with her. That poor dog. I don't mean to scare it, I'm just so big and purple and platypus. That time I didn't stop walking. I got to the portal and went through to my dimension.

They enjoyed our time there and the little girl went back every day so that she could play with Mr. Giant Purple Platypus Bear.

By Anna Eisele

# **Christmas**

There was a very special day

It was december 24th

It was a nice evening

It was cold

And supposed to snow

We hear the jingle

He is coming

The children are waiting

For him to come

He is placing the presents

Under the tree

It is bright  
And very decorated  
It is pretty  
And white  
That was a very special day  
**-Gaige Ross**

### Peppermint Bark Recipe - Charlotte Kelly

\*\*\*Requires Adult Supervision\*\*\*

By Food Network

---

#### Ingredients:

12 ounces good quality semisweet chocolate, chopped into 1/2-inch pieces

1 1/2 teaspoons peppermint extract

1 pound good-quality white chocolate, chopped into  
1/2-inch pieces

3 candy canes or 12 round hard peppermint candies, crushed

#### Directions:

Line a 9-by-13-inch baking dish with aluminum foil, shiny-side up; smooth out any wrinkles. Heat 1 inch of water in a saucepan over low heat until steaming.

Put all but 3/4 cup of the semisweet chocolate in a heatproof bowl. Set the bowl over the saucepan of steaming water (do not let the bowl touch the water) and stir until one-third of the chocolate is melted. Remove the bowl from the saucepan; keep the steaming water over low heat. Gradually stir the reserved 3/4 cup semisweet chocolate into the bowl, a few pieces at a time, until all of the chocolate is melted. Return the bowl to the saucepan, 5 to 10 seconds at a time, to help melt the chocolate, if needed. Do not rush this step: It may take up to 10 minutes to melt the chocolate.

Wipe off any moisture from the bottom of the bowl. Stir 3/4 teaspoon peppermint extract into the chocolate, then quickly pour into the prepared baking dish and spread in an even layer. Firmly tap the dish against the counter to remove any air bubbles. Set aside at room temperature until almost set, about 10 minutes.

Meanwhile, put all but 1 cup of the white chocolate in a large heatproof bowl and repeat the melting process over the steaming water; dry off the bottom of the bowl. Stir in the remaining 3/4 teaspoon peppermint extract; pour over the semisweet chocolate and spread in an even layer. Sprinkle immediately with the crushed candy canes, gently pressing them into the white chocolate. Set aside at room temperature until firm, about 1 hour. Lift the bark out of the pan using the foil and break it into pieces. Store in an airtight container at room temperature for up to 2 weeks.

## Eggnog Frosted Snickerdoodle Cookies - Renata Bermutez

2 3/4 cups all-purpose flour

□ 1 teaspoon baking soda

□ 1/4 teaspoon baking powder

□ 2 sticks (1 cup) salted butter, at room temperature

□ 4 ounces cream cheese, at room temperature

□ 1 cup granulated sugar

□ 1 egg

□ 2 teaspoons vanilla extract

□ Mini Reese's, mini chocolate chips, sprinkles, and melted chocolate, for decorating

### CHAI SPICE

□ 1/2 cup granulated sugar

□ 2 teaspoons cinnamon

□ 1/2 teaspoon ground ginger

□ 1/2 teaspoon all-spice

□ 1/2 teaspoon cardamom

### EGGNOG FROSTING

□ 1 stick (1/2 cup) salted butter

□ 2 1/4 cups powdered sugar

□ 2-4 tablespoons eggnog

□ 1/4 teaspoon nutmeg

### Instructions

1. Preheat the oven to 375 degrees F. Line 2 baking sheets with parchment paper.

2. In a medium bowl, combine the flour, baking soda, and baking powder.

3. Using an electric mixer, in a large bowl beat together the butter, cream cheese, and sugar until light and fluffy, about 2 minutes. Add the egg and vanilla and beat until combined. Gradually add the flour mixture, mixing until just fully combined.

4. To make the chai spice sugar. In a small bowl, combine the sugar, cinnamon, ginger, all-spice, and cardamom.

5. Roll the dough into two sizes of balls. 16 (1 1/2 inch, about 1 tablespoon) size balls, and 16 (3/4 inch, about 2 teaspoons) size balls. Then generously roll through the chai sugar.



6. To make the snowmen, place 1 smaller ball and 1 larger ball together with the edges touching on the prepared baking sheet, spacing the cookies 2 inches apart. Repeat with the remaining dough balls. Transfer to the oven and bake for 8-10 minutes or until the cookies are just starting to set around the edges. Let cool completely.

7. To make the frosting, beat together the butter and sugar until creamy. Add the eggnog and nutmeg, beat to combine.


8. To frost the cooled cookies. Place half a mini Reese's atop the snowman's head. Decorate as desired with candies and melted chocolate.

Eggnog Frosted Chai Snickerdoodle Snowmen | [halfbakedharvest.com](http://halfbakedharvest.com) @hbharvest

Best snickerdoodle cookies. Ever.



Winter Coloring Pictures and Puzzles - Kara Horton and  
Natalie Graff





# Winter Word Search

S K I I N G S N O W B O O H T  
 S F I R E P L A C E I N G E O  
 L I E A R M U F F S C N Y T S  
 E W S B C O L T R A E S T A C  
 D I M L R O W S N O U G H E A  
 D N U I A U L O W P S H T O R  
 I T F Z E S A D E H A T A O F  
 N R B Z B A E R O W P L Y I I  
 G C O A T O T L Y D M W L C R  
 I T O R H A F R O T A S U I E  
 P O T D E C E M B E R I L C L  
 L A S N C R O V I N C L O L R  
 O A D H J K T C E S H O V E L  
 W J A N U A R Y O E S A H S T  
 M I T T E N S W E A T E R E L

BLIZZARD

BOOTS

COAT

COCOA

COLD

DECEMBER

EARMUFFS

FEBRUARY

FIREPLACE

FROSTY

HAT

ICE

ICICLES

JANUARY

MARCH

MITTENS

PLOW

SCARF

SHOVEL

SKIING

SLEDDING

SNOW


SWEATER

WINTER



Name: \_\_\_\_\_ Date: \_\_\_\_\_

# Winter Crossword Puzzle



## Across

- 3. What season comes after Winter?
- 6. What's snow made out of?
- 8. What month does Christmas take place?
- 9. How many months does Winter last?
- 10. What are heavy snowfalls often called?

## Down

- 1. How many different kinds of snowflake shapes are there?
- 2. What comes falling down the sky on Winter?
- 4. What are "light" and "fluffy" snow called?
- 5. Which country has winter all year round?
- 7. What season comes before Winter?
- 11. What is the coldest season of the year?

## Word Bank

Antarctica  
Winter  
December

Snow  
Autumn  
Powder

Thirty-Five  
Spring  
Snowstorms

Ice  
Three



